

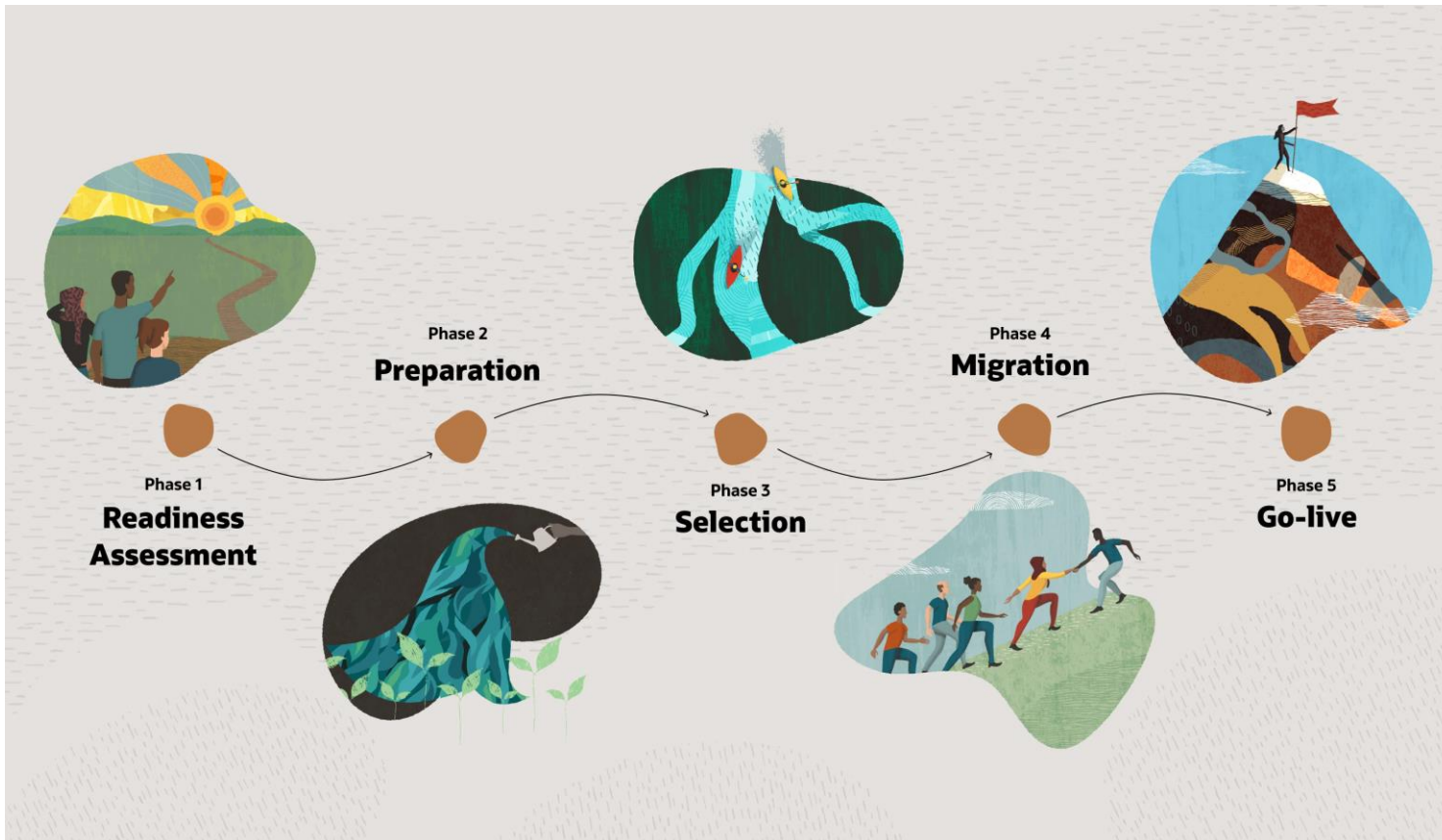
Migration Journey from Primavera P6

Welcome to the migration journey overview

Your migration journey will depend on your organization's readiness.

Oracle Primavera Cloud integrates planning, scheduling, and resource and risk management. It is the industry's only solution that combines Critical Path Method (CPM), contract scheduling and task management in a single cloud environment.

This guide will give you an overview of the migration journey and help you understand the steps for a successful migration.



Phase 1: Readiness Assessment

Organizational Readiness

- Organization strategy & outcomes
- Organizational adoption
- Business processes
- Support and maintenance

Functional Assessment

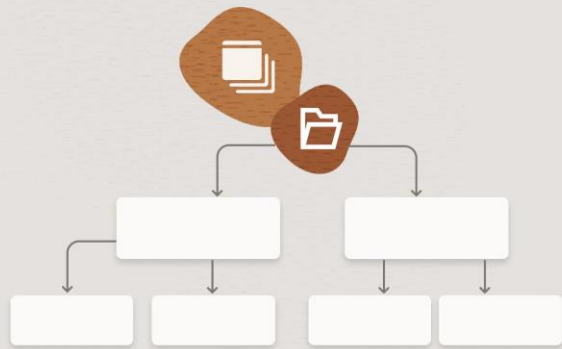
- Current install
- Shared data setup
- Feature adoption
- Reporting, users, security, etc.

We will guide you every step of the way.

A comprehensive readiness assessment determines your needs and ensures a successful migration.

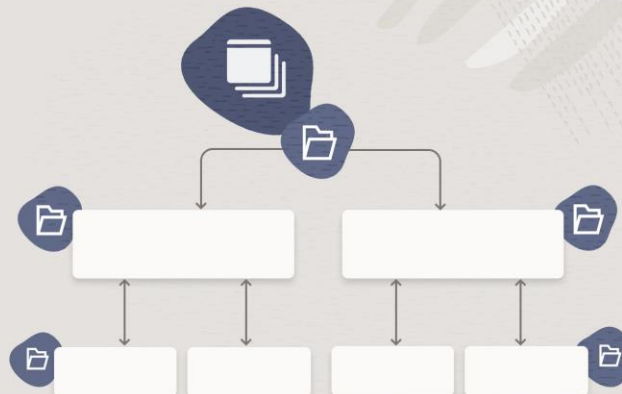
Phase 2: Preparation

An example of functional differences



Oracle Primavera P6

Enterprise data configured at a global level



Oracle Primavera Cloud

Enterprise data configured to support your data hierarchy for better access and control

Our team will help recommend best practices for data organization through the readiness assessment process.

There are differences in how Oracle Primavera Cloud and Oracle Primavera P6 organize data.

Phase 3: Selection



Base Migration

Fixed scope that includes migration of up to 100 projects with limited global data.

Low cost, fixed price consulting services engagement.



Advanced Migration

Custom scope based on your specific requirements that includes any of the supported global data.

Examples include, but are not limited to:

- BI Reports
- Layouts
- Integrations
- Project Schedules

Tailored consulting services engagement.

The best option for migration will be presented based on a review of your readiness assessment and your individual needs.

Phase 4: Migration

ORACLE
Primavera P6



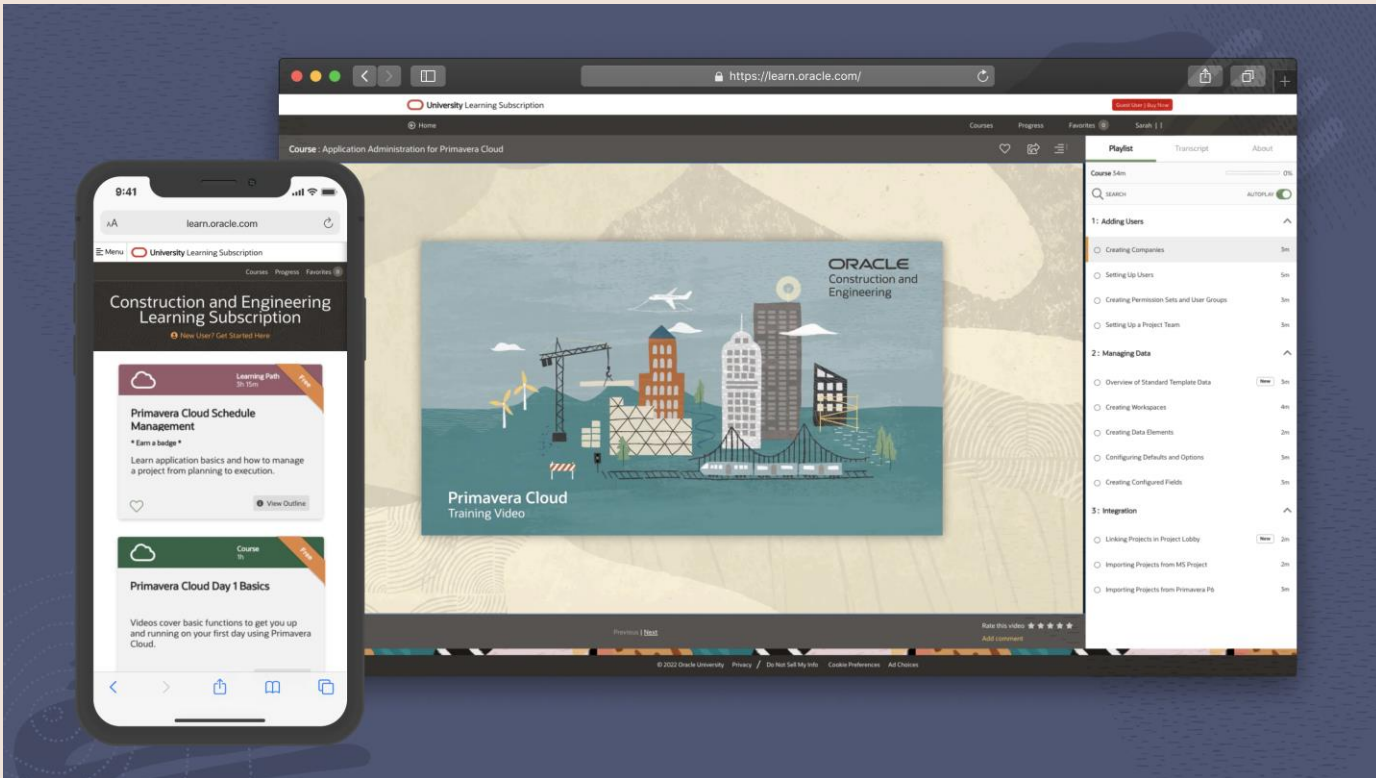
ORACLE
Primavera Cloud



Our team migrates your data to your new Oracle Primavera Cloud environment.

You will be able to test your new environment and ensure it's ready before going live.

Phase 5: Go-live

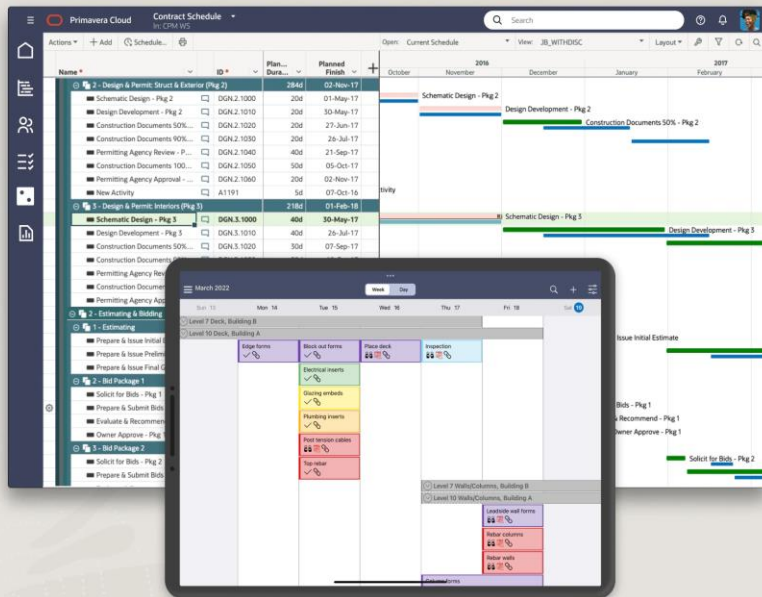


User acceptance testing will take place prior to go-live. You can ensure the data is successfully transferred over, cleaned, and standardized.

Once your data is exactly where it needs to be, you'll be supported with comprehensive, on-demand training to set your team up for using Oracle Primavera Cloud.

What's Next?

Migration to Oracle Primavera Cloud unlocks many possibilities



Synchronize your CPM contract and field task management schedules



Connect teams and data for breakthrough performance



Empower decision making on and off the jobsite with the secure, reliable Oracle cloud



Integrated planning, scheduling, resource, and risk management

Let us take you through the Readiness Assessment to see if a migration to Oracle Primavera Cloud can unlock so many possibilities for your organization.